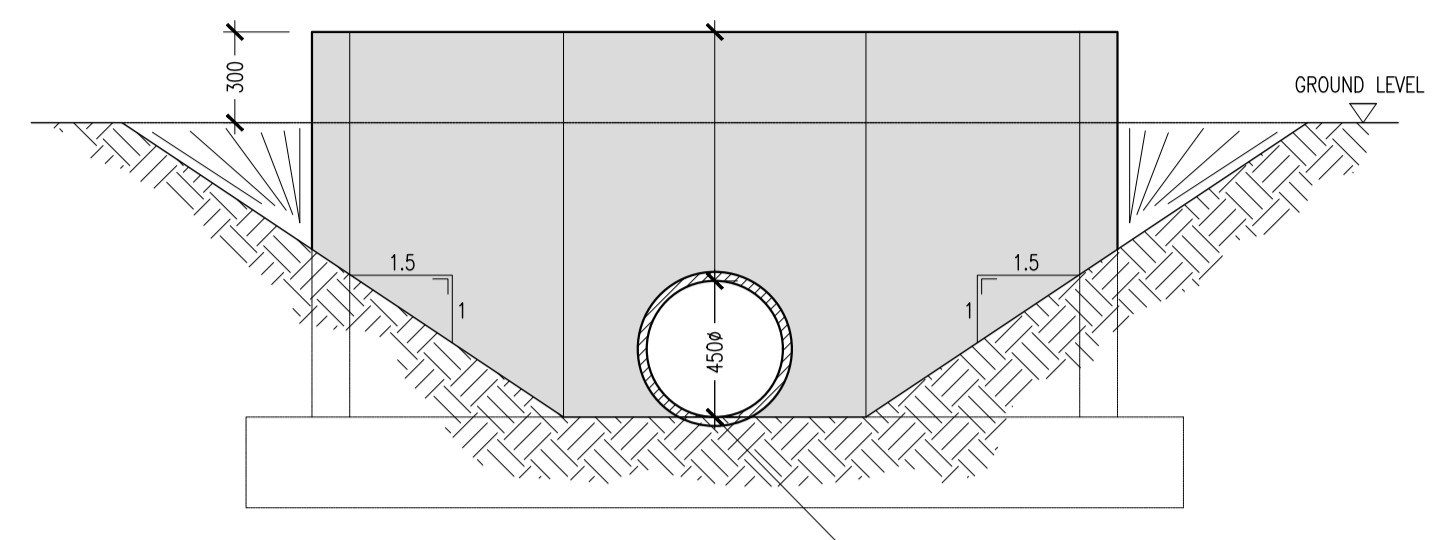


© COPYRIGHT OF THIS DRAWING IS RESERVED BY DBFL CONSULTING ENGINEERS. NO PART SHALL BE REPRODUCED OR TRANSMITTED WITHOUT THEIR WRITTEN PERMISSION.

NO CHANGES OF WHATSOEVER NATURE ARE TO BE MADE TO ANY DETAILS SET OUT OR CONTAINED IN ANY DBFL SPECIFICATIONS OR DRAWINGS UNLESS THE EXPRESS CONSENT HAS BEEN OBTAINED IN ADVANCE, IN WRITING, FROM DBFL.

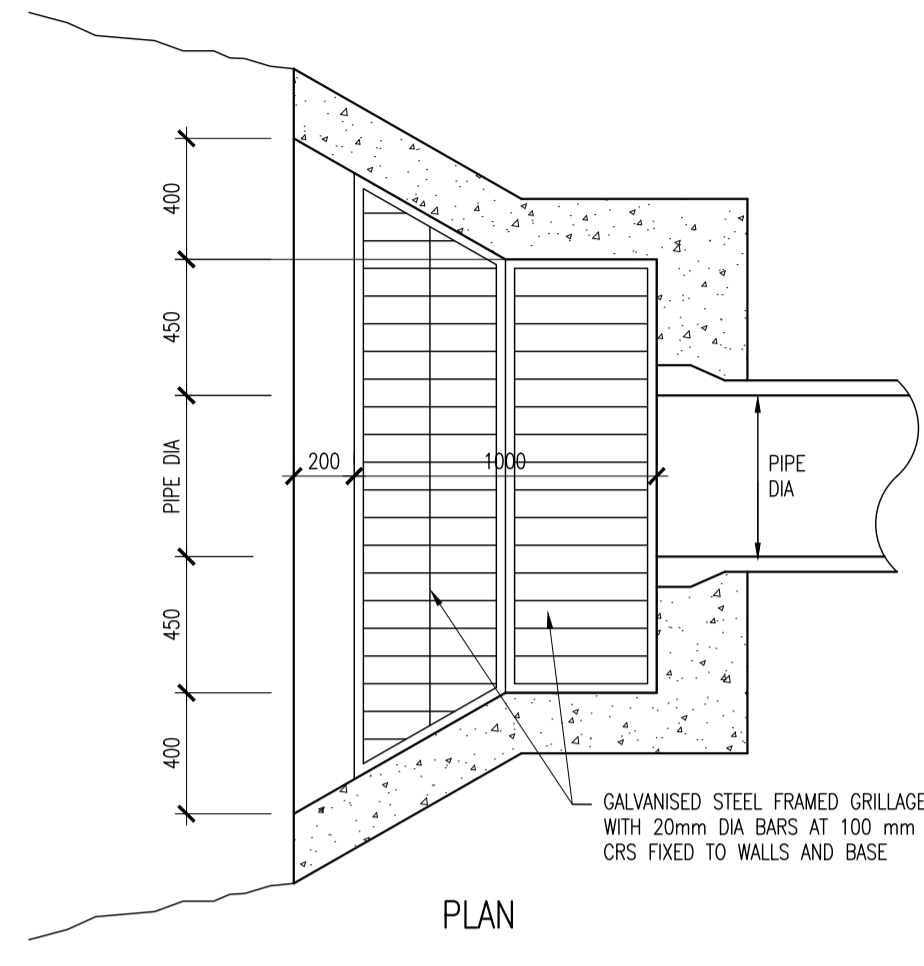
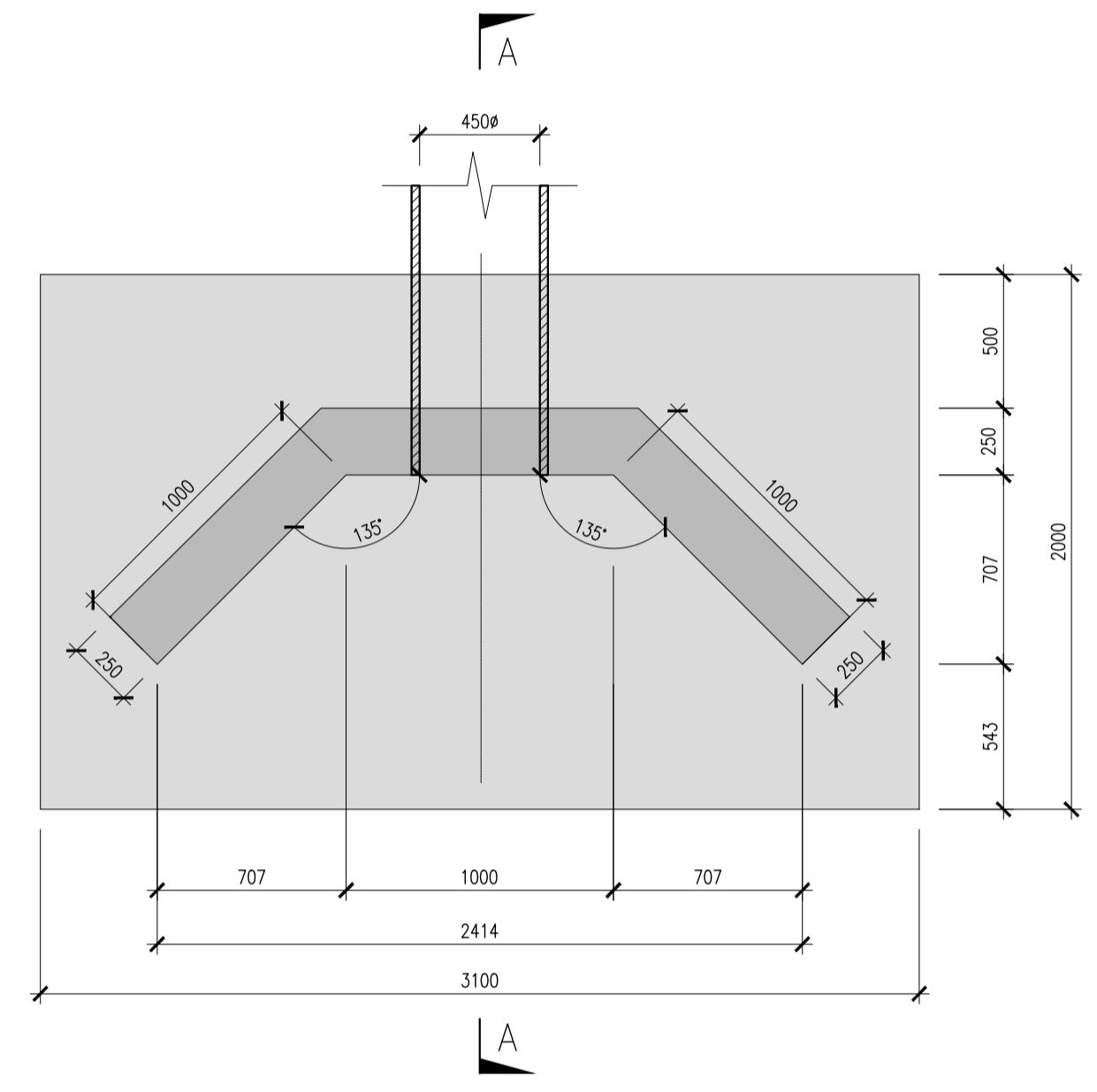
NOTES:

- HYDRANTS SHALL BE MANUFACTURED IN ACCORDANCE WITH BS 750: 2012 TYPE 2 AND SHALL INCORPORATE A SCREWDOWN VALVE, UNDERGROUND 'GUIDE IN LOAD' TYPE WITH BAKONET LEG OUTLETS AND FINE SPINDLE CAP OF CAST IRON AND IRON CHAIN. HYDRANT VALVE SHALL BE "ANTI CLOCKWISE OPENING".
- SLUICE VALVES SHALL COMPLY WITH THE REQUIREMENT OF IS EN 1074. THEY SHALL CLOSE BY TURNING ANTI CLOCKWISE TO IRISH WATER SPECIFICATION.
- VALVES AND HYDRANTS WHEN INSTALLED SHALL BE COVERED WITH APPROVED HEAVY DUTY METAL SURFACE COVERS. THESE COVERS MUST CONFORM WITH IRISH WATER SPECIFICATIONS. COVERS TO BE HEAVY DUTY METAL COVERS TO IS EN 124 : 1994.
- INDICATOR PLATES SHALL CLEARLY IDENTIFY HYDRANT, AIR VALVE AND SLUICE VALVE LOCATIONS AND BASE BOARD LOCATIONS SHALL BE APPROVED BY IRISH WATER. FIXED LETTERINGS SHALL COMPLY WITH BS3251. BACKGROUND COLOUR YELLOW TEXT COLOUR BLACK.
- DRAINAGE MUST BE PROVIDED TO ENSURE THAT THE CHAMBERS CANNOT BECOME FLOODED WITH SURFACE OR GROUND WATER.
- ALL WATERMANS SHALL BE HDPE SDR17 PVC-A "BLUE PIPE" EXCEPT UNDER ROADS WHERE DUCTILE IRON TO BE USED.
- ALL SERVICE PIPES, CONNECTIONS AND WATER CONTROL UNITS SHALL BE AS PER IRISH WATER REQUIREMENTS. SERVICE PIPES TO BE 25mm(OD)PE (HEAVY DUTY AND BOUNDARY METER BOXES) ATLAS BOUNDARY BOX OR EQUAL APPROVED.
- ALL WATERMANS AND FITTINGS SHALL COMPLY WITH IRISH WATER 'GUIDELINES FOR DRINKING WATER SUPPLY'.
- ALL WATERMANS SHALL BE TESTED IN ACCORDANCE WITH IRISH WATER GUIDELINES FOR DRINKING WATER SUPPLY.
- CONNECTION TO EXISTING WATERMAIN TO BE CO-ORDINATED WITH IRISH WATER.
- CONTRACTOR TO LIAISE WITH LOCAL OVERSEEING AUTHORITY FOR TESTING CLEANSING AND STERILISATION OF NEW WATERMANS.
- ALL ROAD CONSTRUCTION MATERIALS TO COMPLY WITH NRA VOLUME 1 SPECIFICATIONS FOR ROADWORKS DATED MARCH 2011 AND SUBSEQUENT REVISIONS OF SAME. RCD REFERENCE DETAILS TO BE AS PER NRA VOLUME 4 ROAD CONSTRUCTION DETAILS DATED JUNE 2014.

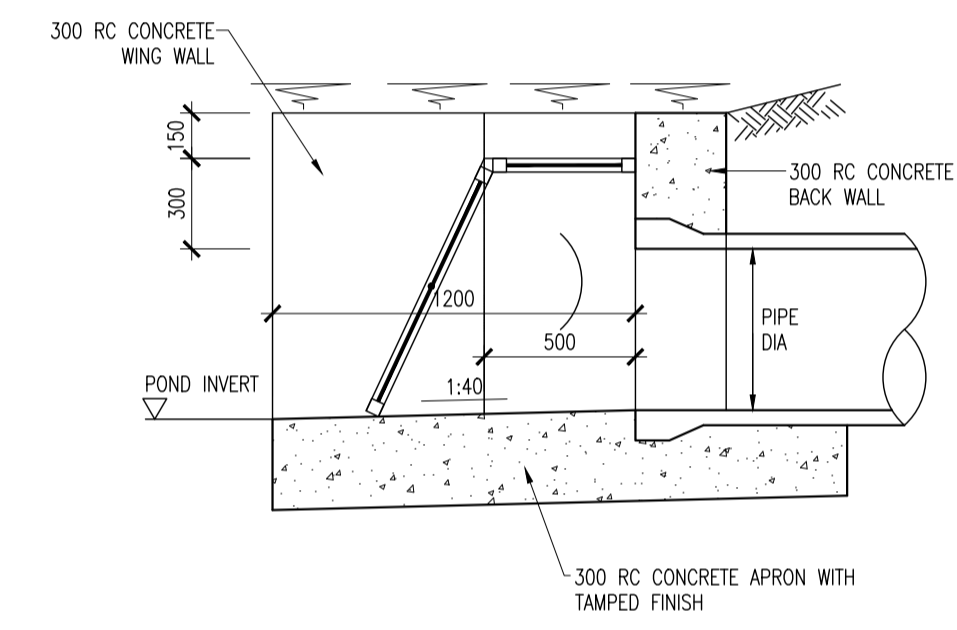


FOR BED LEVEL, PIPE DIAMETER AND HEADWALL HEIGHT REFER TO NOTE (3)

ELEVATION

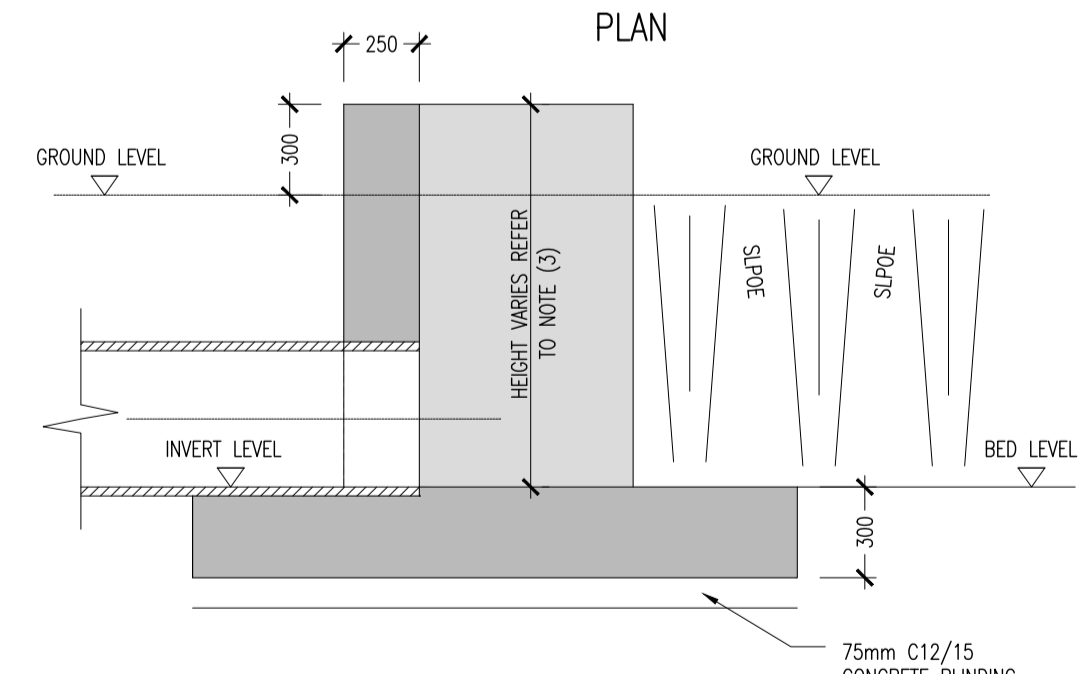


PLAN



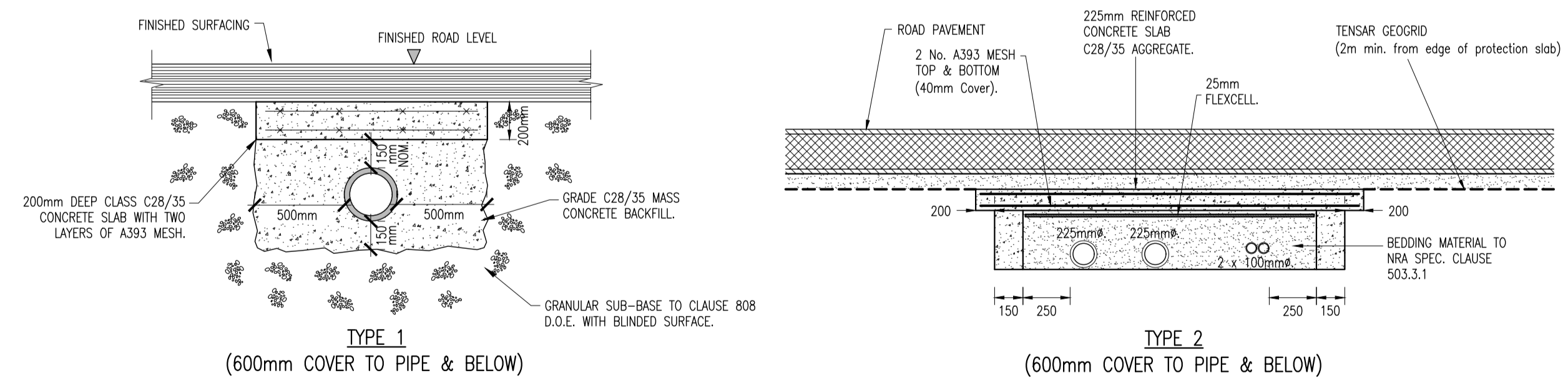
SECTION

LARGE HEADWALL DETAIL



SMALL HEADWALL - SECTION A-A

- NOTES:
- THIS RCD IS ONLY TO BE USED IN ASSOCIATION WITH A UNIQUE STRUCTURAL DESIGN CARRIED OUT FOR THE HEADWALLS ON A PROJECT IN ACCORDANCE WITH THE RELEVANT DESIGN CODES AND SITE GROUND CONDITIONS.
 - ALL EXPOSED CONCRETE SURFACES FROM 100mm BELOW GROUND LEVEL TO BE CLASS F3 FINISH. ALL OTHER CONCRETE SURFACES TO BE CLASS F1 FINISH UNLESS OTHERWISE SPECIFIED.
 - REFER TO DRAINAGE LONGITUDINAL SECTIONS AND/OR DRAINAGE SCHEDULES FOR PIPE DIAMETER SIZES, INVERT LEVELS AND HEADWALL HEIGHTS. MAXIMUM PIPE DIAMETER 450mm AND MAXIMUM HEADWALL HEIGHT 2.3m.
 - HEADWALL WINGWALLS TO BE SLOPED WHERE APPROPRIATE.



TYPICAL SERVICES PROTECTION DETAIL

P01	13/06/22	STAGE 3 SHD	PJC	NGC
rev	date	description	by	chkd.
		A - Approved		
		B - Approved with comments		
		C - Do not use		

client approval

subliability issue purpose

S2 - INFORMATION PLANNING

DBFL Consulting Engineers
Civil, Structural & Transportation Engineering
www.dbfl.ie

DUBLIN OFFICE: Ormond House, Upper Ormond Quay, Dublin 7, D07 W704
PHONE: +353 1 406 4000

CORK OFFICE: 14 South Mall, Cork, T12 CT91
PHONE: +353 21 2024538

WATERFORD OFFICE: Suite 10 The Atrium, Maritime Gate, Canada Street, Waterford, X91 WC28
PHONE: +353 51 309 500

project ref.

NEWCASTLE SOUTH

drawing title

TYPICAL DRAINAGE DETAILS SHEET
3

client

CAIRN HOMES PROPERTIES LTD

designed by	author	scale	sheet size
NCG	IC	AS SHOWN	A1
drawing no.			revision
210026-DBFL-CS-SP-DR-C-5303			P01